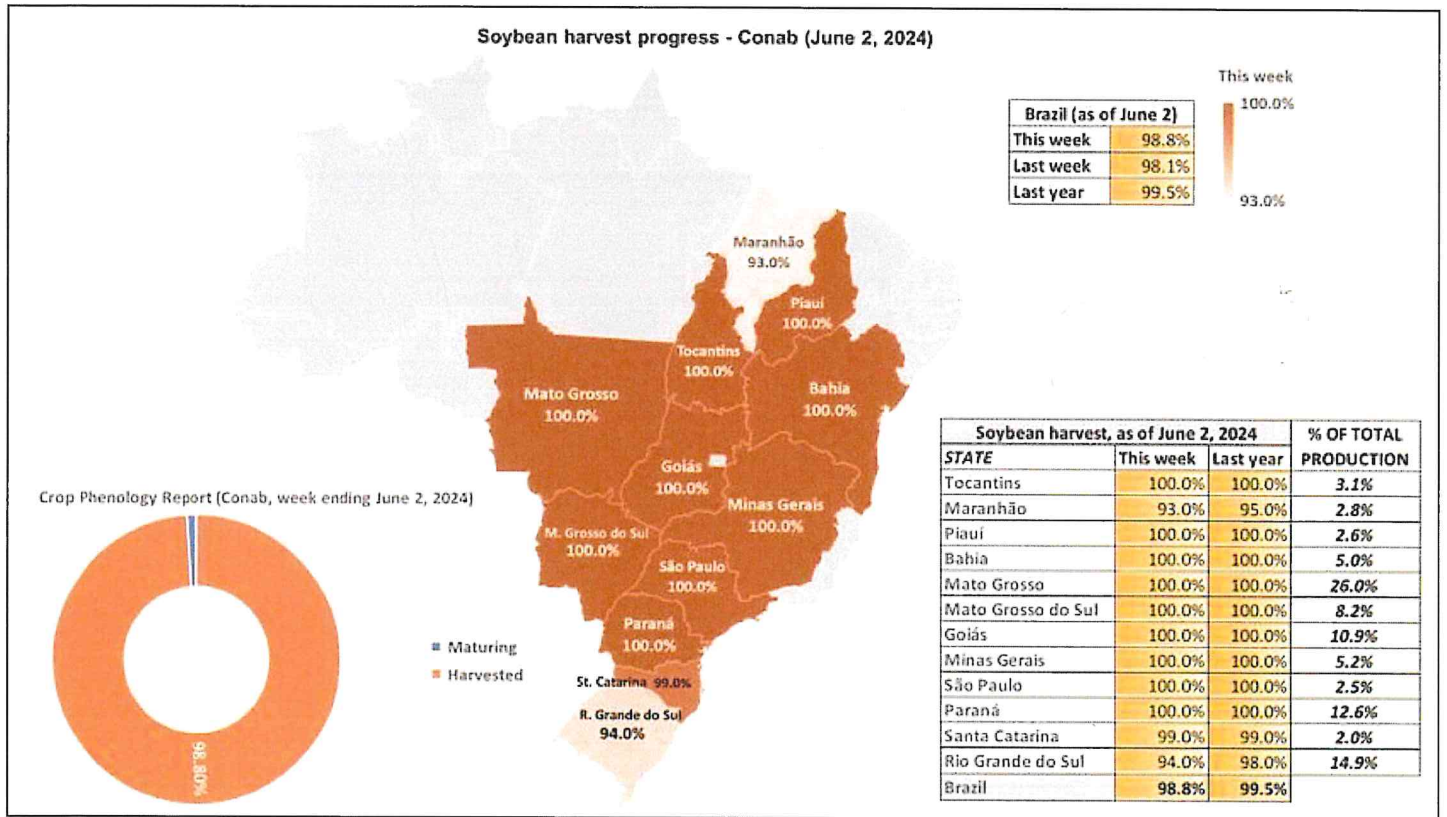
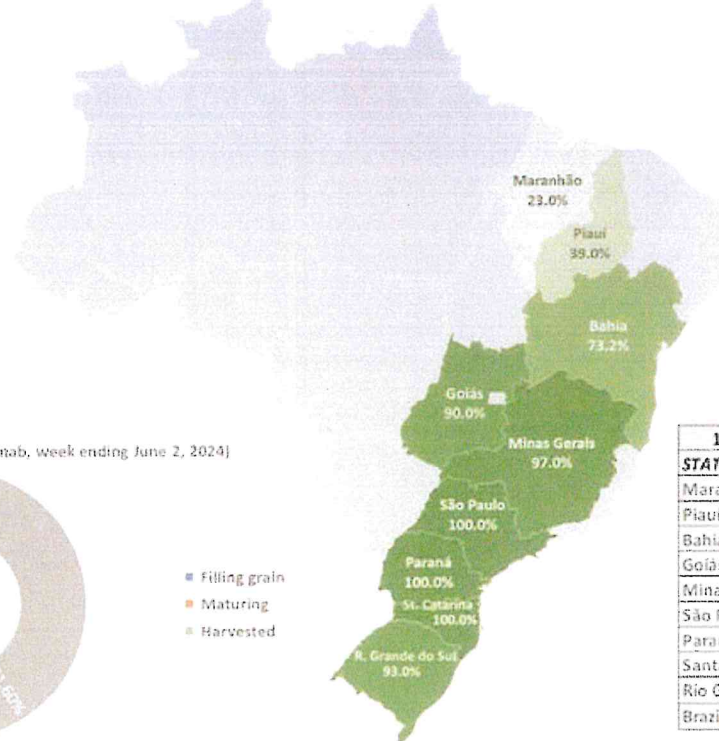


Conab Brazil crop progress - June 3, 2024



1<sup>st</sup> corn harvest progress - Conab (as of June 2, 2024)

Brazil (as of June 2)	
This week	81.6%
Last week	78.4%
Last year	83.2%



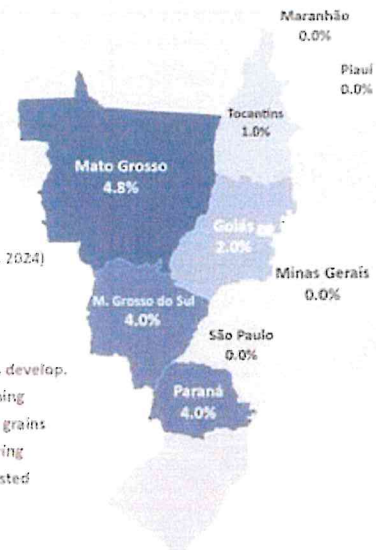
STATE	This week	Last year	% OF TOTAL 1ST CROP
Maranhão	23.0%	40.0%	6.0%
Piauí	39.0%	38.0%	7.9%
Bahia	73.2%	73.0%	6.5%
Goiás	90.0%	96.6%	5.8%
Minas Gerais	97.0%	99.5%	16.2%
São Paulo	100.0%	100.0%	6.8%
Paraná	100.0%	99.0%	10.9%
Santa Catarina	100.0%	98.0%	10.2%
Rio Grande do Sul	93.0%	95.0%	22.0%
<b>Brazil</b>	<b>81.6%</b>	<b>83.2%</b>	

Crop Phenology Report (Conab, week ending June 2, 2024)



2<sup>nd</sup> corn harvest progress - Conab (as of June 2, 2024)

Brazil (as of June 2)	
This week	3.7%
Last week	1.1%
Last year	0.7%



STATE	This week	Last year	% OF TOTAL 2ND CROP
Goiás	2.0%	0.0%	9.7%
Piauí	0.0%	0.0%	0.6%
Tocantins	1.0%	0.0%	1.9%
São Paulo	0.0%	0.0%	2.7%
Minas Gerais	0.0%	0.0%	3.0%
Maranhão	0.0%	0.0%	1.7%
Mato Grosso do Sul	4.0%	0.0%	12.4%
Mato Grosso	4.8%	1.6%	47.6%
Paraná	4.0%	0.0%	16.2%
<b>Brazil</b>	<b>3.7%</b>	<b>0.7%</b>	

Crop Phenology Report (Conab, week ending June 2, 2024)

