Soybean Planting Progress - Conab (as of November 20, 2026)

Planting

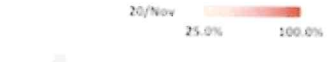

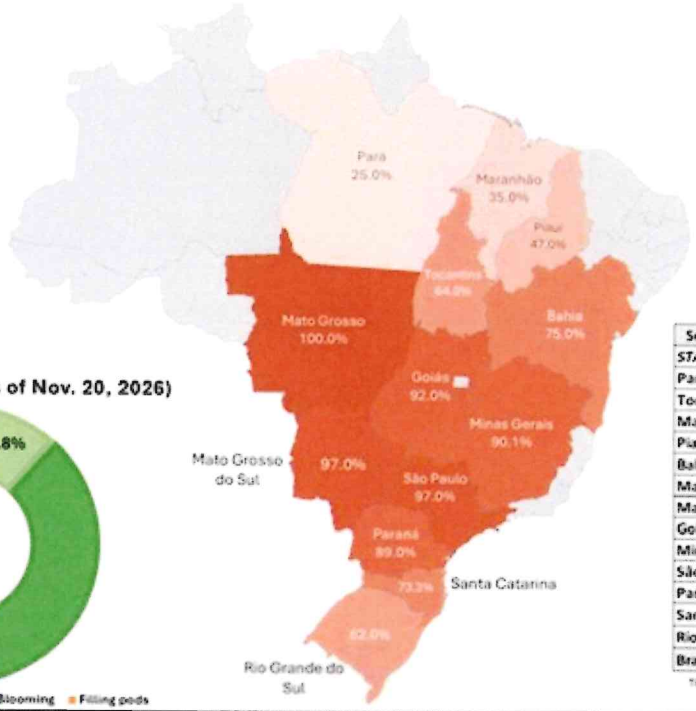

Soybean Planting Progress

Brazil (November 20, 2026)	
This week	82.9%
Last week	75.0%
Last year	76.7%
5-year avg.	80.6%

Crop Progress Report (as of Nov. 20, 2026)

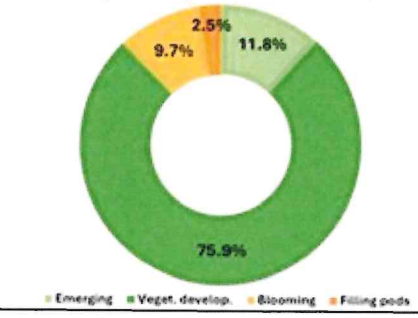

Soybean Planting - as of November 20, 2026			% OF
STATE	This week	5-year avg.	TOTAL
Pará	25.0%	24.0%	3.0%
Tocantins	64.0%	73.2%	3.3%
Maranhão	35.0%	35.4%	3.1%
Piauí	47.0%	48.0%	2.4%
Bahia	75.0%	69.2%	5.1%
Mato Grosso	100.0%	98.7%	28.0%
Mato Grosso do Sul	97.0%	95.0%	8.8%
Goiás	92.0%	81.8%	11.2%
Minas Gerais	90.1%	78.1%	5.1%
São Paulo	97.0%	97.0%	3.0%
Paraná	89.0%	92.4%	12.0%
Santa Catarina	73.3%	65.5%	1.8%
Rio Grande do Sul	62.0%	51.8%	11.1%
Brazil	82.9%	80.6%	

These 13 states correspond to 98% of the planted area

1st Corn Planting Progress - Conab (as of November 20, 2026)

Planting



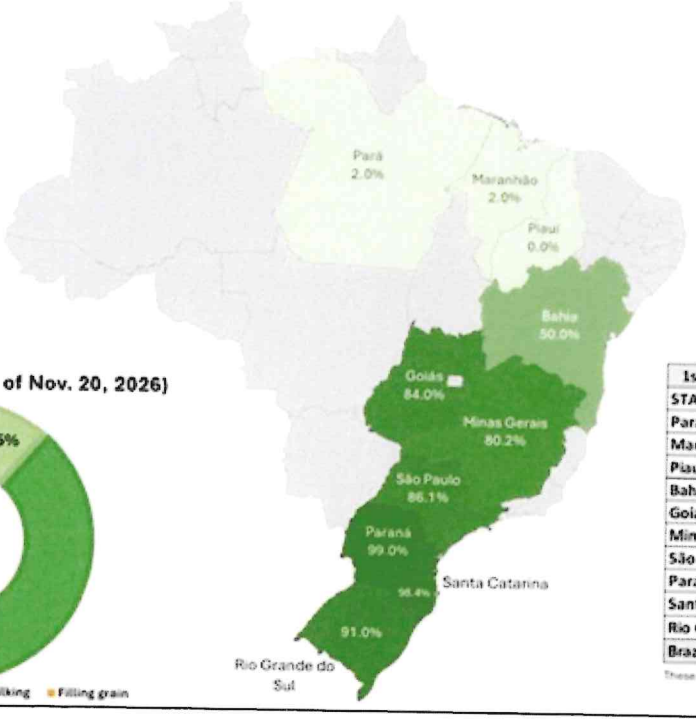

1st Corn Planting Progress

Brazil (November 20, 2026)	
This week	65.9%
Last week	57.2%
Last year	55.9%
5-year avg.	60.7%

Crop Progress Report (as of Nov. 20, 2026)

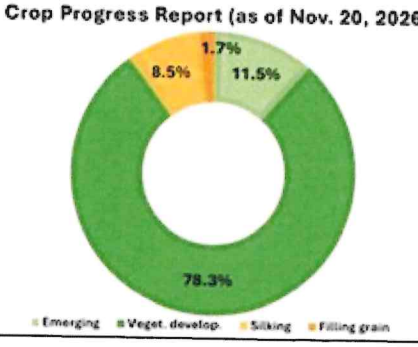

1st Corn Planting - as of November 20, 2026			% OF
STATE	This week	5-year avg.	TOTAL
Pará	2.0%	1.0%	2.2%
Maranhão	2.0%	2.0%	6.1%
Piauí	0.0%	0.6%	6.0%
Bahia	50.0%	41.2%	6.0%
Goiás	84.0%	47.2%	6.1%
Minas Gerais	80.2%	68.2%	15.2%
São Paulo	86.1%	82.2%	6.3%
Paraná	99.0%	98.8%	14.0%
Santa Catarina	98.4%	97.3%	10.4%
Rio Grande do Sul	91.0%	85.8%	20.6%
Brazil	65.9%	60.7%	

These 10 states correspond to 98% of the planted area