

Conab - Crop Progress: week ended March 2, 2025

Soybean Harvest Progress - Conab (as of March 2, 2025)

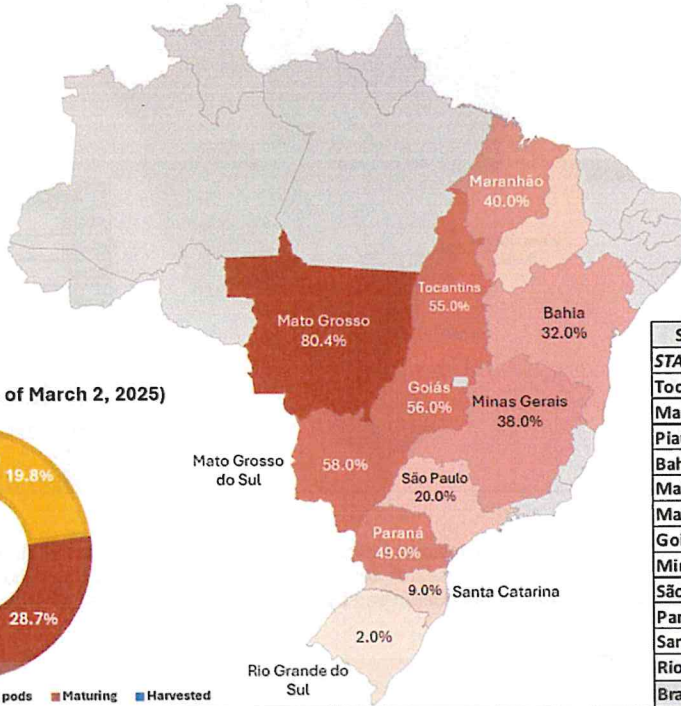


Soybean Planting Progress
Brazil (Mar. 2, 2025)

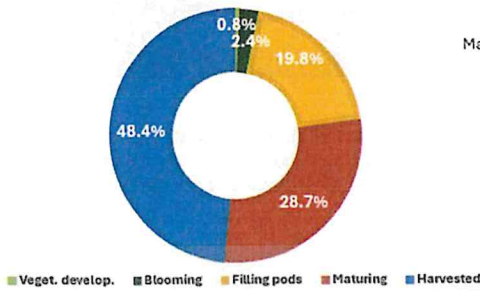
This week	100.0%
Last week	100.0%
Last year	100.0%

Soybean Harvest Progress
Brazil (Mar. 2, 2025)

This week	48.4%
Last week	36.4%
Last year	47.3%



Crop Progress Report (as of March 2, 2025)

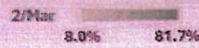


Soybean Harvest - as of Mar. 2, 2025

STATE	This week	Last year	% OF TOTAL
Tocantins	55.0%	35.0%	3.1%
Maranhão	40.0%	16.0%	3.0%
Piauí	12.0%	4.0%	2.6%
Bahia	32.0%	7.7%	5.1%
Mato Grosso	80.4%	82.4%	26.7%
Mato Grosso do Sul	58.0%	65.0%	7.7%
Goiás	56.0%	52.0%	11.3%
Minas Gerais	38.0%	39.0%	5.3%
São Paulo	20.0%	45.0%	2.5%
Paraná	49.0%	52.0%	12.5%
Santa Catarina	9.0%	7.0%	2.0%
Rio Grande do Sul	2.0%	0.0%	13.3%
Brazil	48.4%	47.3%	

Powered by Bing © Microsoft, OpenStreetMap

2nd Corn Planting Progress - Conab (as of March 2, 2025)

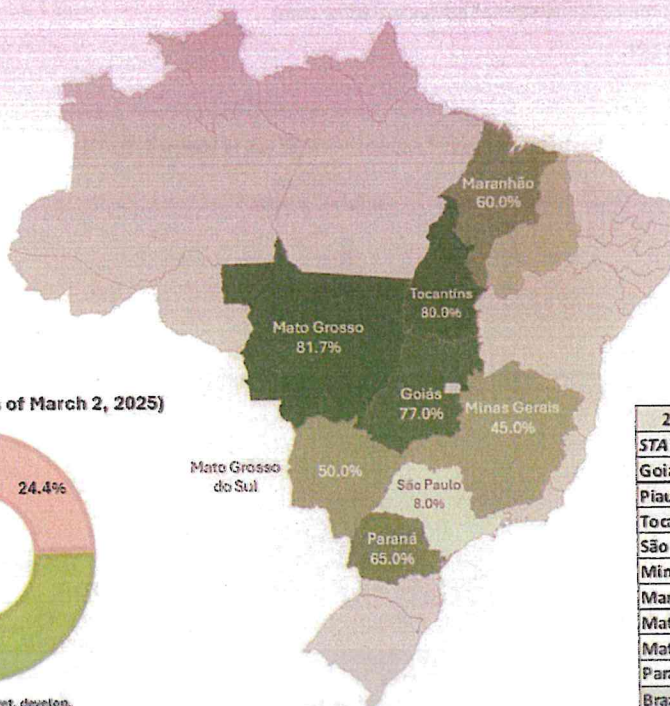


1st Corn Harvest Progress
Brazil (Mar. 2, 2025)

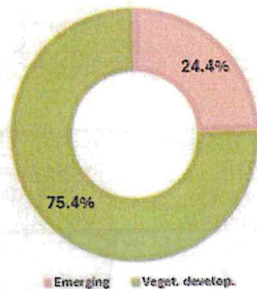
This week	75.3%
Last week	20.5%
Last year	29.4%

2nd Corn Planting Progress
Brazil (Mar. 2, 2025)

This week	69.6%
Last week	53.6%
Last year	76.7%



Crop Progress Report (as of March 2, 2025)



2nd Corn Planting - as of Mar. 2, 2025

STATE	This week	Last year	% OF TOTAL
Goiás	77.0%	68.0%	11.8%
Piauí	32.0%	12.0%	0.5%
Tocantins	80.0%	50.0%	2.1%
São Paulo	8.0%	12.0%	2.5%
Minas Gerais	45.0%	41.5%	2.5%
Maranhão	60.0%	35.0%	1.3%
Mato Grosso do Sul	50.0%	58.0%	12.3%
Mato Grosso	81.7%	92.0%	47.9%
Paraná	65.0%	66.0%	14.6%
Brazil	69.6%	73.7%	

Powered by Bing © Microsoft, OpenStreetMap