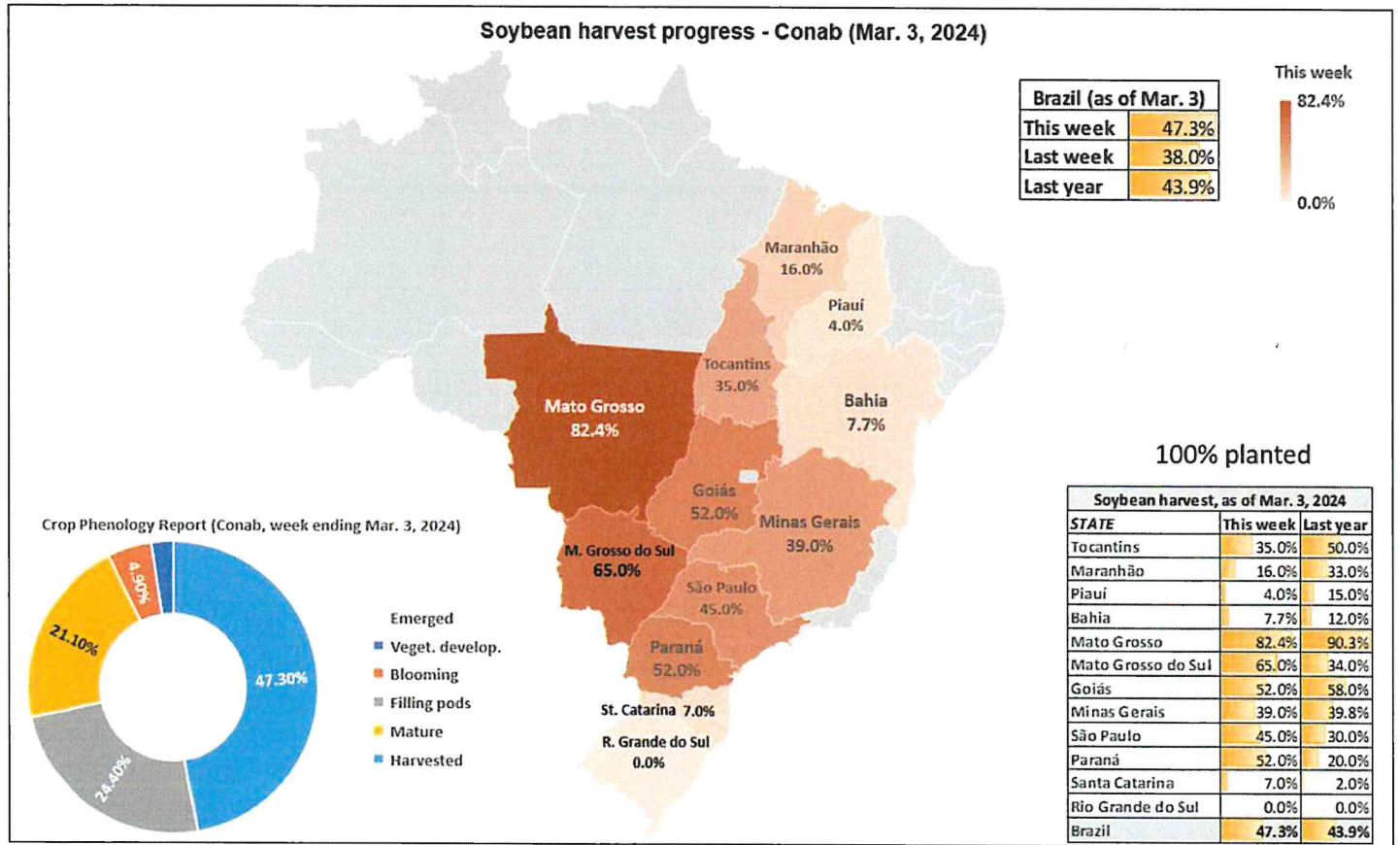
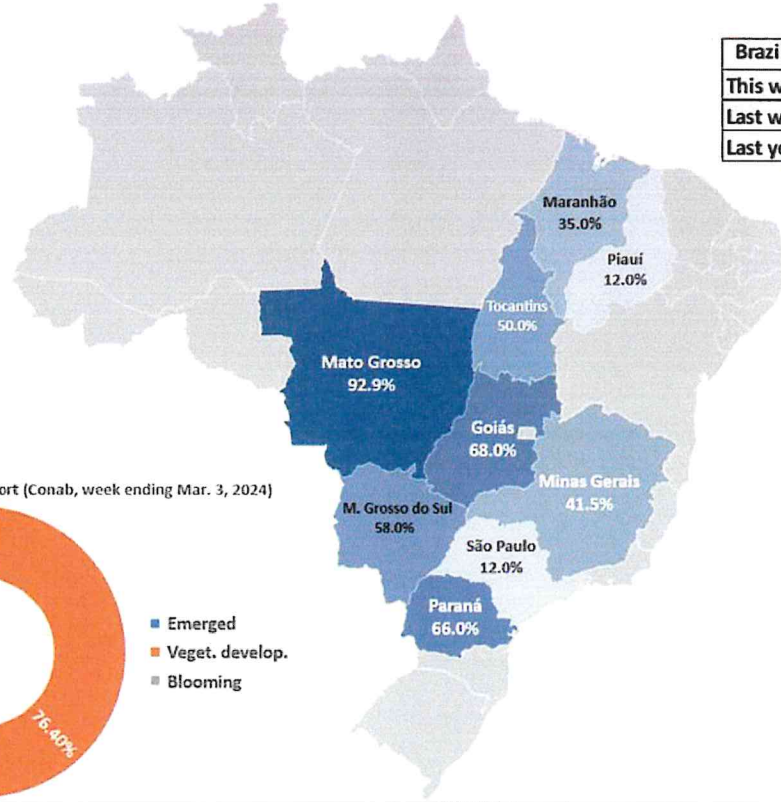
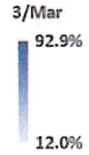


3/4/24 Brazil soybean & corn harvest/second corn crop planting progress maps



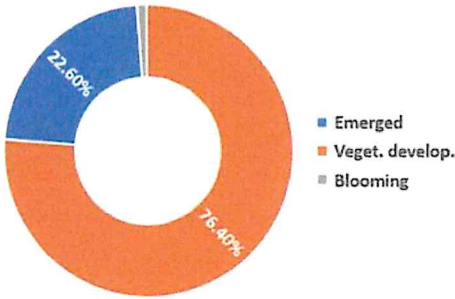
2nd corn planting progress - Conab (as of Mar. 3, 2024)

Brazil (as of Mar. 3)	
This week	73.7%
Last week	59.0%
Last year	63.6%



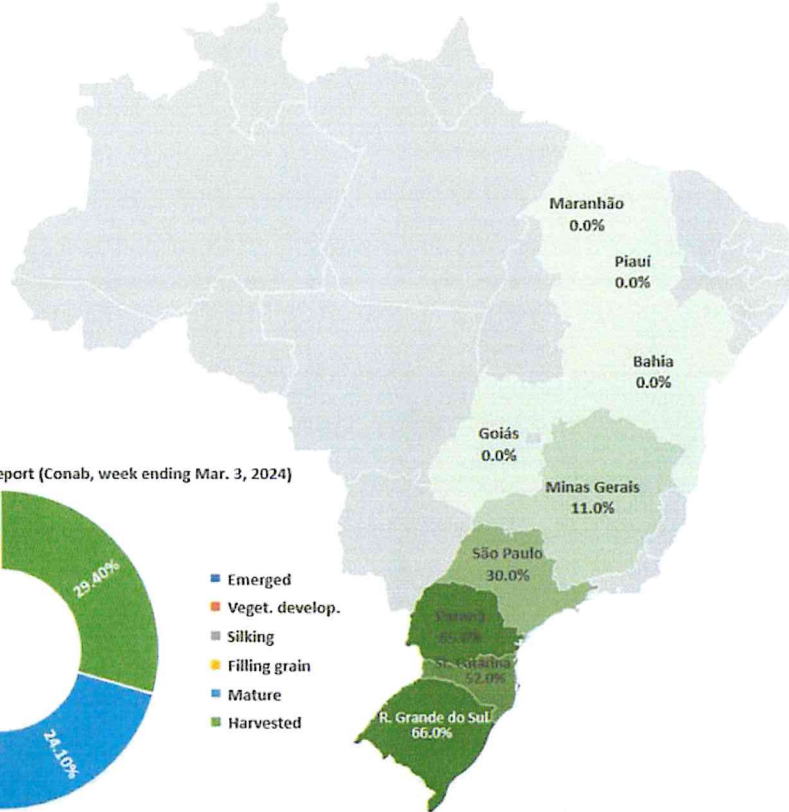
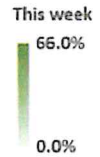
2nd Corn Planting - as of Mar. 3, 2024		
STATE	This week	Last year
Goiás	68.0%	80.0%
Piauí	12.0%	40.0%
Tocantins	50.0%	80.0%
São Paulo	12.0%	12.0%
Minas Gerais	41.5%	45.0%
Maranhão	35.0%	50.0%
Mato Grosso do Sul	58.0%	28.0%
Mato Grosso	92.9%	92.3%
Paraná	66.0%	27.0%
Brazil	73.7%	63.6%

Crop Phenology Report (Conab, week ending Mar. 3, 2024)



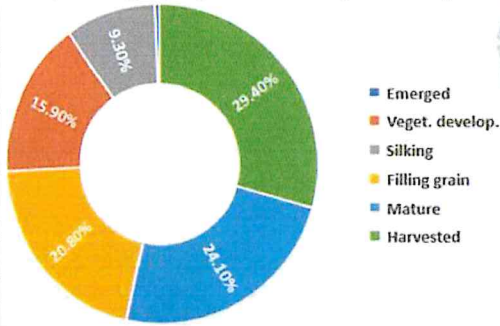
1st corn harvest progress - Conab (as of Mar. 3, 2024)

Brazil (as of Mar. 3)	
This week	29.4%
Last week	24.9%
Last year	22.6%



100% planted

Crop Phenology Report (Conab, week ending Mar. 3, 2024)



1st Corn Harvest - as of Mar. 3, 2024		
STATE	This week	Last year
Maranhão	0.0%	0.0%
Piauí	0.0%	0.0%
Bahia	0.0%	15.0%
Goiás	0.0%	0.0%
Minas Gerais	11.0%	9.4%
São Paulo	30.0%	20.0%
Paraná	65.0%	27.0%
Santa Catarina	52.0%	40.0%
Rio Grande do Sul	66.0%	57.0%
Brazil	29.4%	22.6%